

## DOOR LIGHTING FREEZER | Sense Line GenX



**Freezer equipment**



**Central door lighting**



**Lateral door lighting**



**Plug-in solution**  
Cinch-Connection-System



**Dimmable**



**Various lengths**



## DOOR LIGHTING FREEZER| Sense Line GenX

### PRODUCT DESCRIPTION

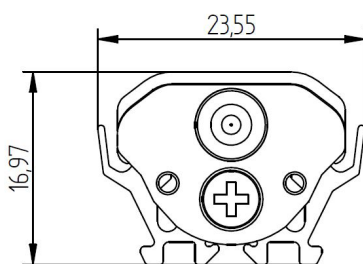
- High efficient, extra slim lighting for freezer equipment doors
- Ready-to-connect solution available, thanks to our Cinch Connection System
- High operational performance due to directional lighting, integrated heat removal and highly efficient LEDs
- Excellent product illumination thanks to the combination of SMD LEDs and innovative optics
- Avoids glare and reflections
- Safe-use operation due safety extra-low voltage (SELV)
- Simple installation with application of FIXING Plates (optional also tape)
- Heat sink profile made of anodised, extruded aluminium
- LED modules protected against moisture & dust by Conformal coating
- End caps made of PBT
- Linear lenses made of Polycarbonate (GWT up to 850°C)
- Dimming capability

### TECHNICAL DATA

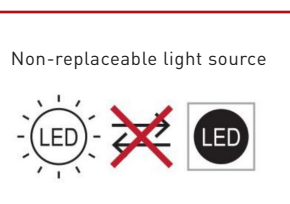
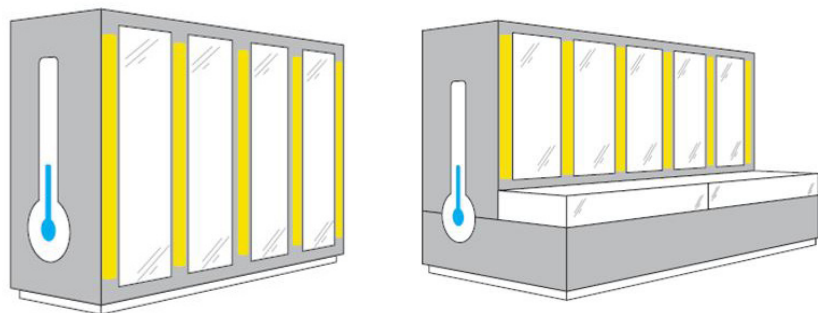
Supply voltage	24 VDC
Ambient temperature $t_a$	-30 ... +30 °C
Max. surface temperature on profile $t_c$	60 °C
Type of protection	IP54 (only with „PROTECTION KIT“)
Protection class	III
Risk group (EN 62471:2008)	0



### SKETCH



### APPLICATION



## DOOR LIGHTING FREEZER | Sense Line GenX

### TECHNICAL DATA | ORDER DATA

Art. Nr.	Type	Length	Light colour	No. of LED modules	Efficiency	Luminous flux	Power	CRI	EEC light source
91430406	LED LE1500 CW 10L14-GenX 24V/60mA SES3DY C	1.500mm	Cool White	10	113lm/W	1580lm	14,0	≥90	E
91430407	LED LE1500 CW 10L14-GenX 24V/40mA SES3DY E	1.500mm	Cool White	10	99lm/W	990lm	10,0	≥90	E
91430030	LED LE1500 NW 10L14-GenX 24V/60mA SES3DY C	1.500mm	Neutral White	10	113lm/W	1580lm	14,0	≥90	E
91430408	LED LE1500 NW 10L14-GenX 24V/40mA SES3DY E	1.500mm	Neutral White	10	99lm/W	990lm	10,0	≥90	E
91430409	LED LE1650 CW 11L14-GenX 24V/60mA SES3DY C	1.650mm	Cool White	11	113lm/W	1735lm	15,4	≥90	E
91430410	LED LE1650 CW 11L14-GenX 24V/40mA SES3DY E	1.650mm	Cool White	11	99lm/W	1090lm	11,0	≥90	E
91430411	LED LE1650 NW 11L14-GenX 24V/60mA SES3DY C	1.650mm	Neutral White	11	113lm/W	1735lm	15,4	≥90	E
91430412	LED LE1650 NW 11L14-GenX 24V/40mA SES3DY E	1.650mm	Neutral White	11	99lm/W	1090lm	11,0	≥90	E

Packaging: 12 pieces/carton, 360 pieces/pallet

- All typical values for Ta=25°C +/- 2°C
- Luminous flux min. value = typ. value - 20%
- Tolerance mechanical dimensions +/- 1mm
- Tolerance electrical data +/- 15%
- Tolerance optical data for CW & NW +/- 15% (LED Modul @ 60mA string current)
- Tolerance min. value CRI -1

Luminaires also available in all other LUMITECH light colours:

Warm White 3000K	Pasta & Cheese 2700K	Bread & Pastries 2400K	Meat & Deli special colour
---------------------	-------------------------	---------------------------	-------------------------------

### CONVERTER

Output voltage	24 VDC +10 %
Power converter	= sum of the typical individual power of the light engines + 20%
Chain length (luminaires)	Vertical luminaires cannot be daisy-chained!  These luminaires must be connected in parallel to the converter!

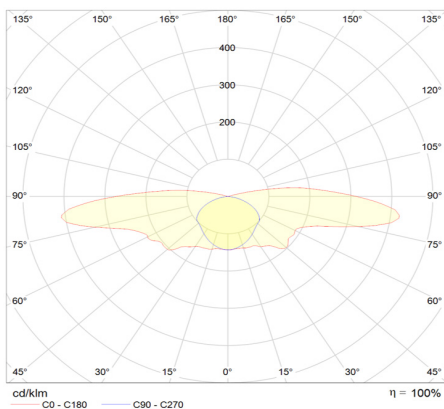
#### Selection of the operating device/protective functions

The operating device protects the modules against overvoltage, overcurrent, overload and short circuits. The device must comply with the relevant standards for safe operation in freezer and refrigeration equipment and must be also technically approved by LUMITECH Lighting Solution GmbH. Power supply units must ensure the following protective measures:

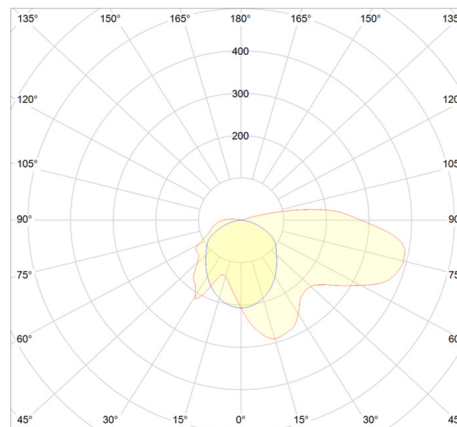
- SELV
- Short-circuit protection
- Overload protection
- Overtemperature protection
- Protection against environmental influences

### OPTICAL PROPERTIES - LUMINAIRE

#### Center



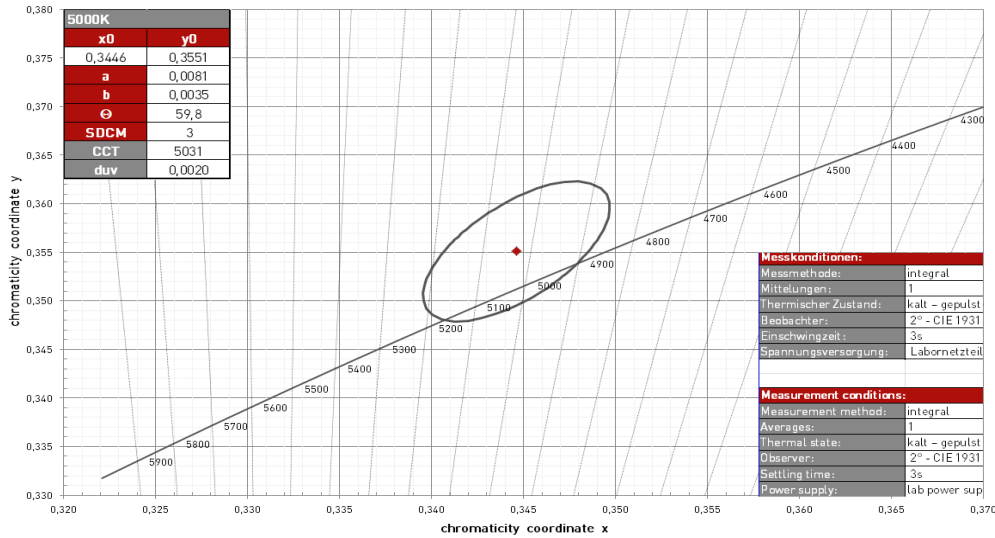
#### END



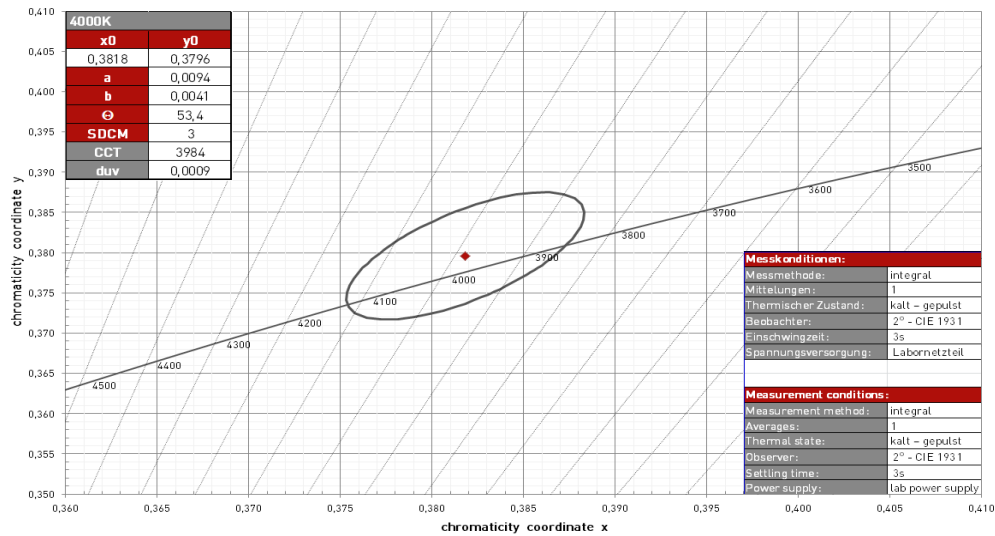
DOOR LIGHTING FREEZER| Sense Line GenX

III COORDINATES AND TOLERANCES\*

Cool White



Neutral White



\*Data refers only to LED MODULES WITHOUT LENS!  
\*Colour shift through the lens is possible on request!

## DOOR LIGHTING FREEZER| Sense Line GenX

### COLOUR KEY

Code	CW	NW	WW	PC	BP	PM
Colour	Cool White	Neutral White	Warm White	Pasta & Cheese	Bread & Pastries	Meat & Deli
CCT	5000K	4000K	3000K	2700K	2400K	special colour

### LIFETIME

70.000h (L80 B10)

### STANDARDS

- EN 60598-1
- EN 60598-2-1
- EN 62031
- EN 62471
- EN 60335-2-89

### THERMAL BEHAVIOUR

Operating temperature (operation, no defects)	ta	-30 ... +30 °C
Storage temperature	ts	-30 ... +60 °C
Temperature cooling profile <sup>12</sup>	tc	-30 ... +60 °C

<sup>1</sup> Values apply to operation at 100% output, natural convection.

<sup>2</sup> If the maximum temperature limits are exceeded, the lifetime of the module will be greatly reduced or the module may be destroyed. The tc point temperature at the profile of the light engine should be measured in the thermally stable state and under operating conditions by means of a temperature sensor or temperature-sensitive sticker (available for example from conrad.com or rs-components.com) in accordance with EN60598-1. The entire profile can be used as the tc point.



#### Note

- Installation should only be conducted by a licensed electrician.
- Reversing the polarity can damage the product!
- Make sure the converter has been switched off prior to connecting the light engine. If this is not observed, the light engine may be damaged!
- Connection or operation is only permitted when using the specified converters. Higher voltages result in damage to or failure of the light engine.
- The user is responsible for correct selection of illumination intensity. Excessive illumination intensity may lead to greying or colour changes of displayed products.