
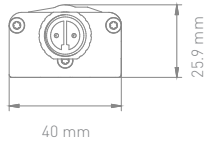

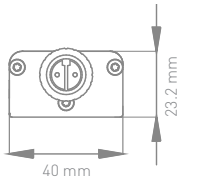


ARCHITECTURAL LINE IP67

Profile	<input checked="" type="checkbox"/> Flex
Optics	<div style="display: flex; justify-content: space-around;"> <div style="text-align: center;"> <input type="checkbox"/> Wall washers  Transmission 89%  </div> <div style="text-align: center;"> <input type="checkbox"/> Batwing  Transmission 90%  </div> </div>
Module	<input checked="" type="checkbox"/> L14-2
CRI	<input checked="" type="checkbox"/> >90
End cap	<input type="checkbox"/> End cap with cable for wiring several lamps <input type="checkbox"/> End cap without cable for connection
Length	<input type="checkbox"/> 180 mm <input type="checkbox"/> 744 mm <input type="checkbox"/> 1308 mm <input type="checkbox"/> 1872 mm <input type="checkbox"/> 321 mm <input type="checkbox"/> 885 mm <input type="checkbox"/> 1449 mm <input type="checkbox"/> 2013 mm <input type="checkbox"/> 462 mm <input type="checkbox"/> 1026 mm <input type="checkbox"/> 1590 mm <input type="checkbox"/> 603 mm <input type="checkbox"/> 1167 mm <input type="checkbox"/> 1731 mm
Protection category	<input checked="" type="checkbox"/> IP67 CE
Max. ambient temperature

Colour temperature
Luminous flux
Power

**W/module @ 24Vdc
Module length 140 mm*

Colour temperature (CRI>90)

2,400 K 2,700 K 3,000 K 4,000 K 5,000 K

Power

1.9W/module*

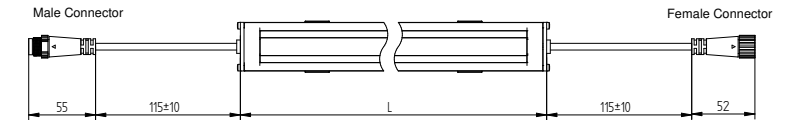
<input type="checkbox"/> 196 lm	<input type="checkbox"/> 208 lm	<input type="checkbox"/> 213 lm	<input type="checkbox"/> 235 lm	<input type="checkbox"/> 235 lm
---------------------------------	---------------------------------	---------------------------------	---------------------------------	---------------------------------

Connection cable

Connection cable on the primary side with connector



Cable on the secondary side with socket for series connection



Mounting conditions

Mounting accessories



Mounting clip (pluggable)

Mounting clip (screwable)

LED driver

SWITCHABLE

- CONVERTER 35W 24V IP20 LTP-1077-V01
- CONVERTER 60W 24V IP20 LTP-1062-V0
- CONVERTER 100W 24V IP20 LTP-1063-V01
- CONVERTER 120W 24V IP67 LTP-1078-V01
- CONVERTER 200W 24V IP20 LTP-1046-V01

DIMMABLE DALI

- CONVERTER SwitchDim 35W 24V IP20 LTP-1098-V01
- CONVERTER SwitchDim 60W 24V IP20 LTP-1097-V01
- CONVERTER SwitchDim 100W 24V IP20 LTP-1096-V01
- CONVERTER SwitchDim 150W 24V IP20 LTP-1059-V01

DIMMABLE PWM

- CONVERTER PWM 40W 24V IP67 LTP-1084-V01
- CONVERTER PWM 120W 24V IP67 LTP-1048-V01

Accessories

- Supply line 5 m
On one side with socket for connection to the lamp. On the other side with open cable ends for wiring with a LED driver.

AVAILABLE FROM Q1/2021